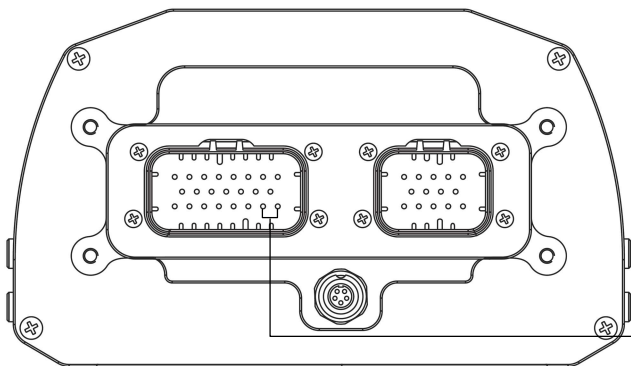
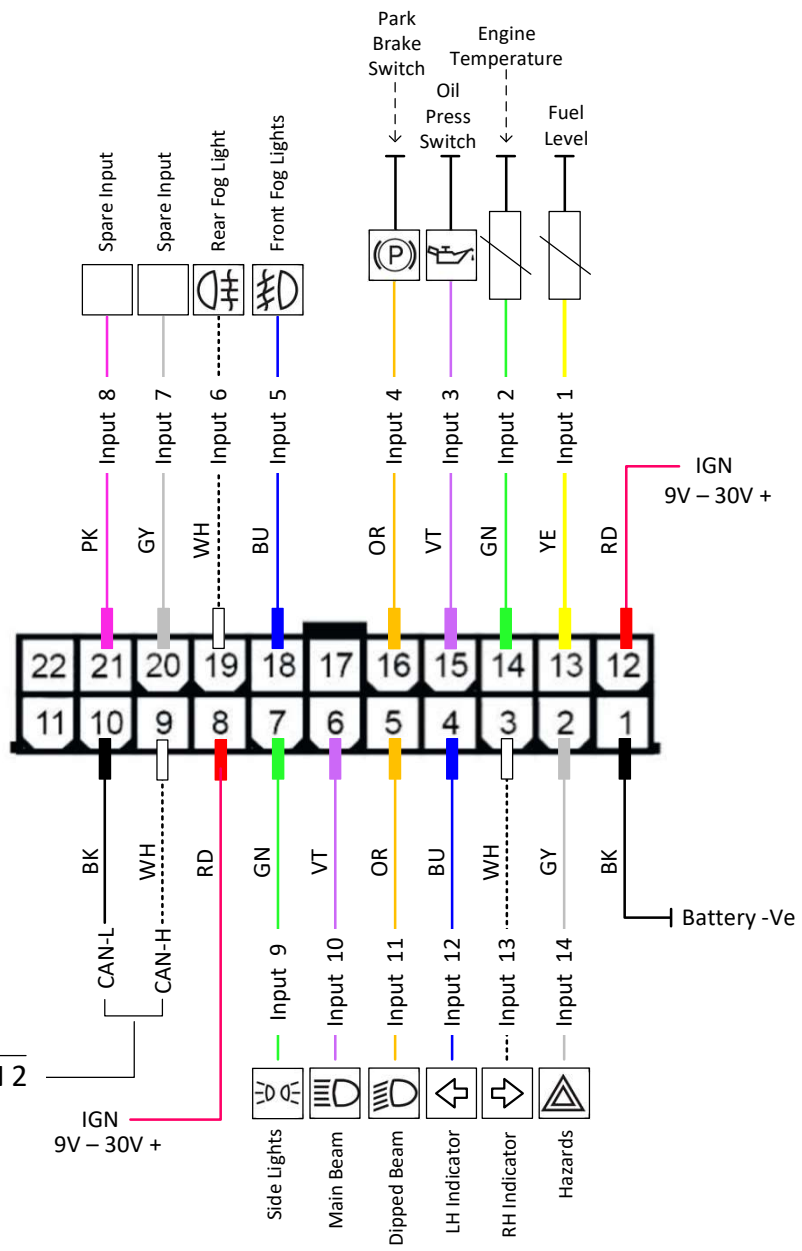


VIM VEHICLE INTERFACE MODULE

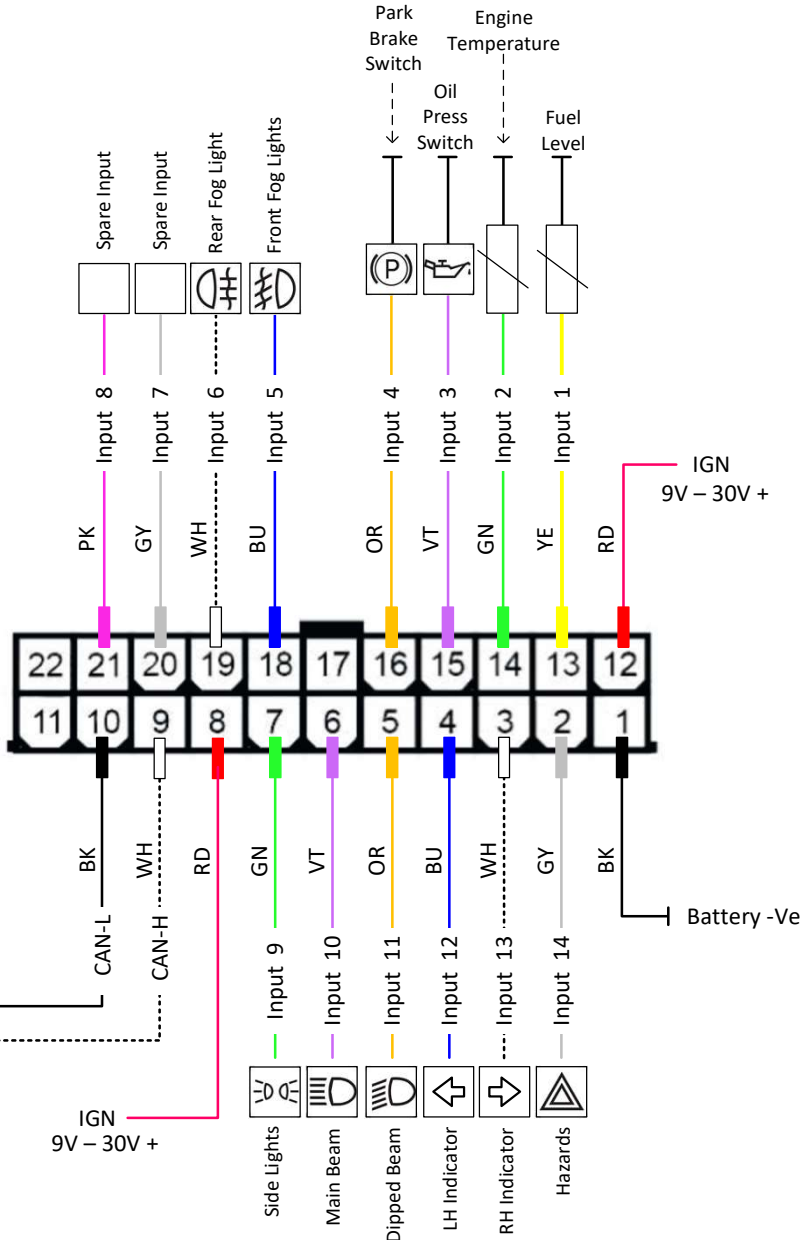
| Wire Code | |
|-----------|--------|
| BK | Black |
| BN | Brown |
| BU | Blue |
| GN | Green |
| GY | Grey |
| PK | Pink |
| RD | Red |
| VT | Violet |
| WH | White |
| YE | Yellow |



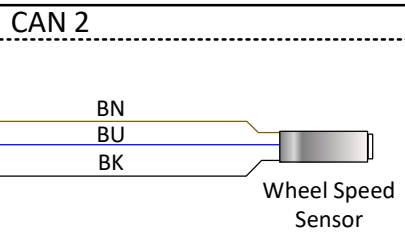
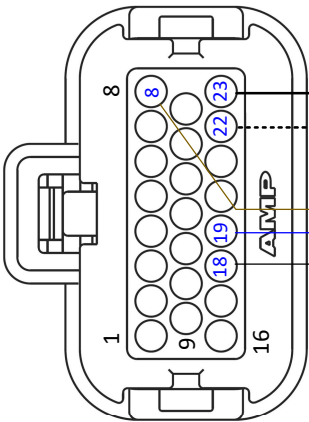
| Issue | Date | Comments | Drawn By | Approved | Drawing Title | | | A4 |
|-------|----------|----------|----------|----------|---------------------------------|-------|----|----|
| 1 | 19/06/18 | | SS | | VIM Vehicle Interface Module | | | |
| | | | | | Rev 1.1 | Sheet | Of | |
| | | | | | | 1 | 2 | |

| Pin | Function |
|-----|-----------------|
| 1 | Analog input 1 |
| 2 | GND input |
| 3 | +Vb output |
| 4 | +Vreference |
| 5 | Analog input 2 |
| 6 | Analog input 3 |
| 7 | GND input |
| 8 | +Vb output |
| 9 | +Vreference |
| 10 | Analog input 4 |
| 11 | Analog input 5 |
| 12 | GND input |
| 13 | +Vreference |
| 14 | Analog input 6 |
| 15 | Analog input 7 |
| 16 | +Vreference |
| 17 | Analog input 8 |
| 18 | Speed input |
| 19 | GND |
| 20 | Low side output |
| 21 | RPM input |
| 22 | CAN 2+ |
| 23 | CAN 2- |

| Wire Code | |
|-----------|--------|
| BK | Black |
| BN | Brown |
| BU | Blue |
| GN | Green |
| GY | Grey |
| PK | Pink |
| RD | Red |
| VT | Violet |
| WH | White |
| YE | Yellow |



MXS Strada
23 Pin Plug



| Issue | Date | Comments | Drawn By | Approved | Drawing Title | A4 |
|-------|----------|----------|----------|----------|---------------------------------|--------------|
| 1 | 19/06/18 | | SS | | VIM Vehicle Interface Module | |
| | | | | | Rev 1.1 | Sheet 2 Of 2 |